

## SPECIFICATIONS

20ga. box; 20ga. tubular steel door with 18ga. frame and a continuous steel hinge. All components are powder-coated with an electrostatically-applied, thermally-fused, recoatable white polyester finish. All glass door styles provided with clear tempered safety glass. Wall mounting and size of cabinet as selected by model number.

## REGULARLY FURNISHED

FIRE HOSE CABINET - For use with 1-1/2" Fire Hose Rack Assembly.

## MODEL SELECTION

- 1002 Recessed
- 1004 Recessed
- 1006 Recessed
- 1012 Trimless
- 1014 Trimless
- 1016 Trimless
- 1022 Semi-Recessed
- 1024 Semi-Recessed
- 1026 Semi-Recessed
- 1052 Surface
- 1054 Surface
- 1056 Surface

## PRODUCT OPTIONS

### DOOR AND FRAME MATERIAL:

- AL ALUMINUM: Clear Anodized Finish
- SS STAINLESS STEEL: 304 w/ #4 Finish
- PB BRASS: Polished Finish
- BZ BRONZE: Call for Options

### FINISHES:

- ALUMINUM: Duranodic Finish
  - Light  Medium  Dark
- STAINLESS STEEL: Finish as Specified
  - 304 w/ #6 Dull Satin  304 w/ #8 Mirror
- RED: Powder Coat
- CUSTOMER COLORS \_\_\_\_\_ (Specify)



MODEL 1004-A (Shown)

## PRODUCT OPTIONS (cont.)

### CABINET MODIFICATIONS:

- DANA TYPE: Frameless Concealed Hinge and Handle Construction
- HF Horizontal Fold Cabinet
- DP Duplex Cabinet

### DOOR STYLES:

- A Full Glass, w/ Tempered Safety Glass
- B Break-Glass, w/lock & Break Rite® Handle
- D Duo-Panel w/ Tempered Safety Glass
- DV Duo-Vertical Panel w/ Tempered Safety Glass
- DVL Duo-Vertical Panel w/ Lock, TSG & Break Rite® Handle.
- E Tempered Safety Glass (25 sq. in.) w/ Break Rite® Handle
- F Flush Solid Metal
- FS Flush Solid Metal w/ lock
- J Insert Panel
- (Specify) Optional inserts for glass-style doors

\*\*NOTE: DOOR STYLES -A, -D, -DV, -F, & -J PROVIDED w/ LEVER HANDLE/CAM LATCH

\*\*NOTE: ALL GLASS DOOR STYLES PROVIDED WITH CLEAR TEMPERED SAFETY GLASS IN COMPLIANCE WITH ANSI Z97-1-1984

Call Potter Roemer - Fire Pro for current listings and approvals. Dimensions are subject to manufacturer's tolerance and may change without notice. Potter Roemer - Fire Pro assumes no responsibility for use of void or superseded data. © Copyright Potter Roemer - Fire Pro, Member of Morris Group International™ Please visit [potterroemer.com](http://potterroemer.com) for most current specifications.

**1000 SERIES**

Date: 03/27/14

**MEMBERSHIP**



FIRE EQUIPMENT  
MANUFACTURERS'  
ASSOCIATION



## POTTER ROEMER/FIRE PRO

Headquarters:  
P.O. Box 3527  
City of Industry, CA  
91744 U.S.A.  
Los Angeles Area  
800-366-3473  
626-855-4890

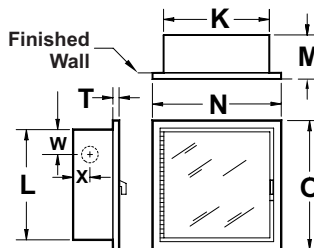
Also in:  
New York (800) 526-4592  
Chicago (800) 547-3473  
Atlanta (800) 762-0542  
Miami (866) 961-3473  
Dallas (866) 644-3473

[www.potterroemer.com](http://www.potterroemer.com)

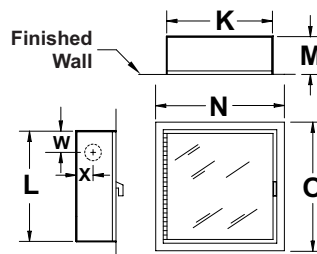
**MODEL DIMENSIONS**

Model No.	Wall Mounting	Max. Capacity		Inside Box Dimensions			Overall Frame		Wall Opening Required			Trim	Inlet Location		ADA
		Poly flex ft.	Super flex ft.	K	L	M	N	O	W I D T H	H E I G H T	D E P T H		T	W	
1002	Recessed	75	50	24	30	5-1/2	27-3/4	33-3/4	25	31	6	5/8	4	2-3/4	Yes
1004	Recessed	100	75	24	36	5-1/2	27-3/4	39-3/4	25	37	6	5/8	4	2-3/4	Yes
1006	Recessed	100	100	24	40	5-1/2	27-3/4	43-3/4	25	41	6	5/8	4	2-3/4	Yes
1012	Trimless	75	50	24	30	5-1/2	27	33	25	31	6-3/4	-	4	2-3/4	Yes
1014	Trimless	100	75	24	36	5-1/2	27	39	25	37	6-3/4	-	4	2-3/4	Yes
1016	Trimless	100	100	24	40	5-1/2	27	43	25	41	6-3/4	-	4	2-3/4	Yes
1022	Semi-Recessed	75	50	24	30	5-1/2	27-1/2	33-1/2	25	31	4	2	4	2-3/4	Yes
1024	Semi-Recessed	100	75	24	36	5-1/2	27-1/2	39-1/2	25	37	4	2	4	2-3/4	Yes
1026	Semi-Recessed	100	100	24	40	5-1/2	27-1/2	43-1/2	25	41	4	2	4	2-3/4	Yes
1052	Surface	75	50	26	32	6	-	-	-	-	-	6	-	-	No
1054	Surface	100	75	26	38	6	-	-	-	-	-	6	-	-	No
1056	Surface	100	100	26	42	6	-	-	-	-	-	6	-	-	No

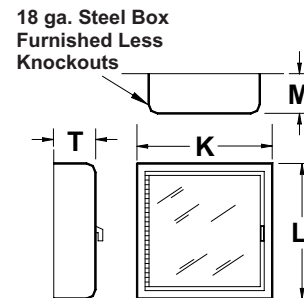
ALL DIMENSIONS ARE IN INCHES UNLESS OTHERWISE NOTED



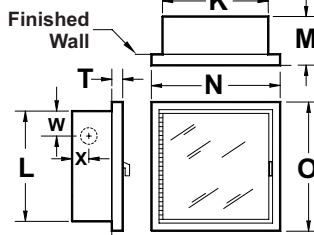
**RECESSED**



**TRIMLESS**



**SURFACE**



**SEMI-RECESSED**

Call Potter Roemer - Fire Pro for current listings and approvals. Dimensions are subject to manufacturer's tolerance and may change without notice. Potter Roemer-Fire Pro assumes no responsibility for use of void or superseded data. © Copyright Potter Roemer - Fire Pro, Member of Morris Group International™ Please visit [potterroemer.com](http://potterroemer.com) for most current specifications.

**1000 SERIES**

Date: 03/27/14

**MEMBERSHIP**



**FIRE EQUIPMENT MANUFACTURERS' ASSOCIATION**

**ONFSA**  
NATIONAL FIRE SPRINKLER ASSOCIATION, INC.



**CASPE**  
American Society of Plumbing Engineers



**POTTER ROEMER/FIRE PRO**

Headquarters:  
P.O. Box 3527  
City of Industry, CA  
91744 U.S.A.  
Los Angeles Area  
800-366-3473  
626-855-4890

Also in:  
New York (800) 526-4592  
Chicago (800) 547-3473  
Atlanta (800) 762-0542  
Miami (866) 961-3473  
Dallas (866) 644-3473

[www.potterroemer.com](http://www.potterroemer.com)