

SPECIFICATIONS

PUMP TEST CONNECTION

Cast brass body with end inlet, size and number of outlets as selected by model number. Brass plate lettered "PUMP TEST CONNECTION," Brass NRS hose gate valves with loose bonnets, 3" female, NPT inlet x 2-1/2" Male hose thread outlet, with caps and chains.

VARIATIONS

-1 - Ductile Iron Body with red glossy polyester coating. Inlet size, location and number of outlets as selected by model number and as indicated on Variation Chart.

-2, -3 - Brass or ductile iron body. Inlet size, location and number of outlets as selected by model number and as indicated on Variation Chart.

-4, -5 - Square four way brass or ductile iron body. Back or angle inlet as selected and indicated on Variation Chart.

-6 - Male 2-1/2" hose thread snoots with cap and chain instead of affixed valves. Number of outlets as selected by model number and as indicated on Variation Chart.

-7 - Ductile Iron Body with red glossy polyester coating. Inlet size, location and number of outlets as selected by model number and as indicated on Variation Chart.

MODEL SELECTION

- 5862
- 5863
- 5864
- 5865

VARIATION SELECTION

BODY MATERIAL:


- 1 Ductile Iron
- 1.5 Steel

BODY INLET:

- 2 Back
- 3 Angle
- 4 Sq. Back, Brass or Ductile
- 5 Sq. Angle, Brass or Ductile

OUTLETS:

- 6 Male Snoots, Caps, and Chains
- 7 Male Snoots, Caps, and Chains and Removable Swivel Hose Gate Valves



PRODUCT OPTIONS

FINISHES:

- B Polished Brass
- C Rough Chrome Plated Body; Polished Chrome Plated Trim.
- D Polished Chrome Plated

THREADS:

- N.S.T.
- Other _____

Call Potter Roemer - Fire Pro for current listings and approvals. Dimensions are subject to manufacturer's tolerance and may change without notice. Potter Roemer - Fire Pro assumes no responsibility for use of void or superseded data. © Copyright Potter Roemer - Fire Pro, Member of Morris Group International™ Please visit potterroemer.com for most current specifications.

5862-5865 SERIES Date: 03/27/14

MEMBERSHIP



FIRE EQUIPMENT
MANUFACTURERS'
ASSOCIATION

ONFSA
NATIONAL FIRE SPRINKLER ASSOCIATION, INC.



CASPE
American Society of
Plumbing Engineers



POTTER ROEMER/FIRE PRO

Headquarters:
P.O. Box 3527
City of Industry, CA
91744 U.S.A.
Los Angeles Area
800-366-3473
626-855-4890

Also in:
New York (800) 526-4592
Chicago (800) 547-3473
Atlanta (800) 762-0542
Miami (866) 961-3473
Dallas (866) 644-3473

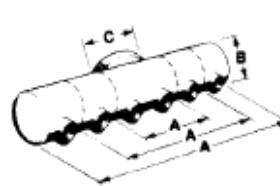
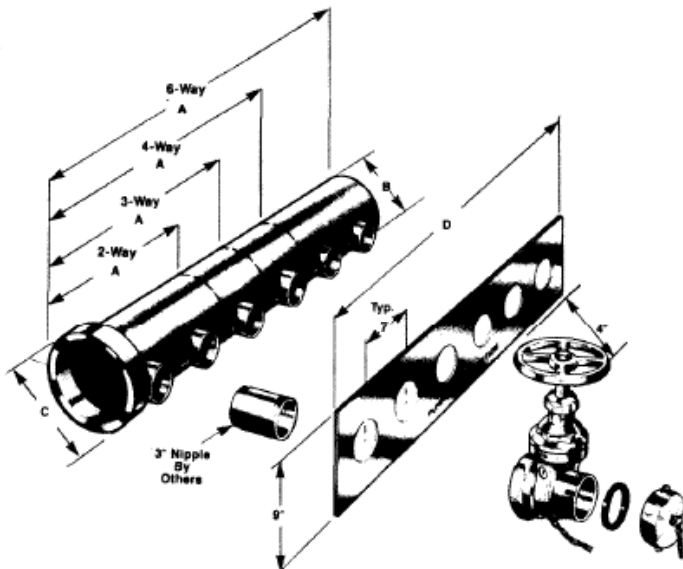
www.potterroemer.com

AVAILABLE VARIATIONS BY MODEL NUMBER

Suffix No.	Model No.			
	5862	5863	5864	5865
Body Material				
-1 Ductile	Yes	No	Yes	No
Body Inlet				
-2 Back	Yes	No	Yes	Yes
-3 Angle	Yes	No	Yes	Yes
-4 Sq. Back, Brass or Ductile	No	No	Yes	No
-5 Sq. Angle, Brass or Ductile	No	No	Yes	No
Outlets				
-6 Male Snoots, Caps, and Chains	Yes	Yes	Yes	Yes
-7 Male Snoots, Caps and Chains, and Removable Swivel Hose Gate Valves	Yes	Yes	Yes	Yes

MODEL DIMENSIONS

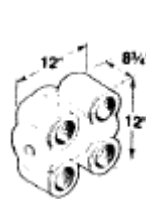
Model No.	Pump Size G.P.M.	Inlet Size	Number Outlets	A	B	C	D
5862	500	4"	2	15-1/4	5-1/4	6	16
5863	750	6"	3	22-1/4	6-1/4	6-3/4	23
5864	1000	6"	4	28-3/4	7-3/4	7-3/4	30
5865	2000	8"	6	43	7-3/4	9-3/4	44



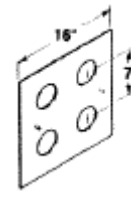
-2 BACK INLET



-3 ANGLE INLET



-4 SQUARE BODY BACK INLET



-5 SQUARE BODY ANGLE INLET

Call Potter Roemer - Fire Pro for current listings and approvals. Dimensions are subject to manufacturer's tolerance and may change without notice. Potter Roemer - Fire Pro assumes no responsibility for use of void or superseded data. © Copyright Potter Roemer - Fire Pro, Member of Morris Group International™ Please visit potterroemer.com for most current specifications.

5862-5865 SERIES Date: 03/27/14

MEMBERSHIP



FIRE EQUIPMENT
MANUFACTURERS'
ASSOCIATION



POTTER ROEMER/FIRE PRO

Headquarters:
P.O. Box 3527
City of Industry, CA
91744 U.S.A.
Los Angeles Area
800-366-3473
626-855-4890

Also in:
New York (800) 526-4592
Chicago (800) 547-3473
Atlanta (800) 762-0542
Miami (866) 961-3473
Dallas (866) 644-3473

www.potterroemer.com